

# G4N SPLICE AND TERMINAL ENCLOSURE



## GREEN HORNET®

The Next Generation Green Hornet G4N splice closure is an evolution of platform design consisting of a Mini-Universal Splice Tray and robust environmentally sealed air and water-tight performance with maximum splice density in a subcompact footprint.

The closure can accommodate up to 48F single-fiber splices and is compatible with Channel's Green Hornet line of splitters. The closure height is specifically designed to fit inside a small pedestal or vault to minimize fiber footprint in the field. The G4N accommodates up to 8 drops and is ideal for distributed split and engineered tap deployments.

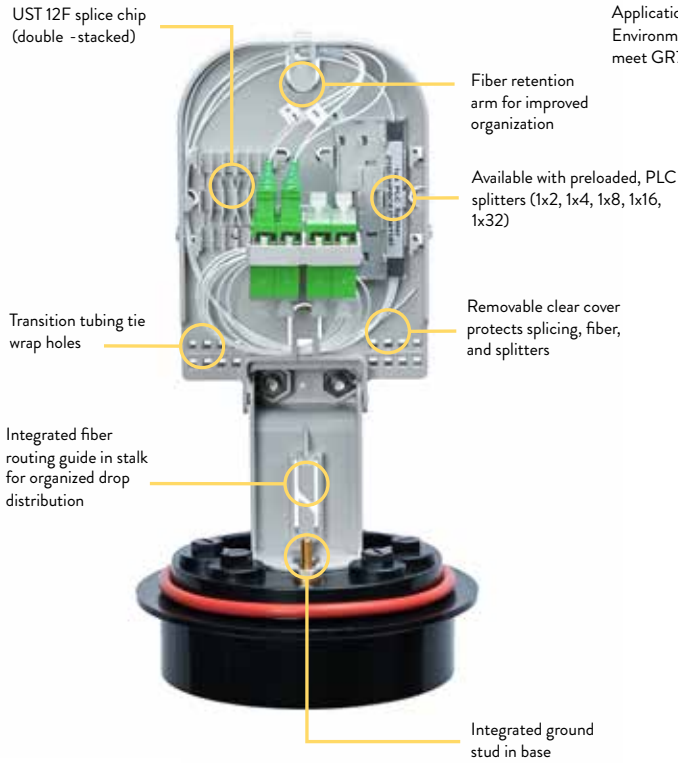
## FEATURES

- High-performance, craft-friendly butt splice fiber closure simplifies splicing and fiber organization
- 48-fiber capacity with high-density splice trays
- Designed for splice, split and patching functions
- Industrial grade polypropylene for harsh environments
- Integrated ground stud in base with optional air valve
- Dimensions: 11"H x 6.75"Ø


## TESTING SPECIFICATIONS

- Designed to meet GR771, IP68, and IEC 61300

# PRODUCT DETAILS




Applications: underground/vault, pedestal, aerial  
 Environmentally sealed splice closure designed to meet GR771, IP68, and IEC 61300



# DIMENSIONS



Splice Tray



# PRODUCT DETAILS



Specifications	G4N
Splice Capacity	24F single, 48F double, ribbon mass-fusion
Grounding	Integrated ground stud in base
Slack Storage	48F loose-tube (6 feet-express)
Dimensions	11"H x 6.75"Ø
Feed/Drop Density	1 Main Oval Port, 4 Drop Ports
Adapter Ports	8 (SC), 16 (LC)
Configuration	Butt Splice
Application	Underground, Vault, Pedestal, Aerial Pole
Environmental Sealing	Air/Water -Tight Flood Proof
Test Standards	Telcordia GR771, CORE IP68, IEC 61300
Splitters	PLC Type, 60mm x 7mm x 4mm (6 Splitters max)
Cable Diameter Range	Main 0.188 - 0.9" (4.7752 - 22.86mm) Drop 0.062 - 0.562" (1.5748 - 14.2748mm)
Drops per Terminal	4 (up to 8 with dual drops)
Air Valve	Optional – requires utilization of one drop port in base













Included with Unit

# PACKAGING INFORMATION

Packaging Type	Carton Dimensions	Pallet Dimensions	Pallet QTY	Truckload QTY
Single Pack	7.5" x 7.5" x 12"	42" x 42"	160	4800

# PRODUCT DETAILS

## Accessories

Image	Part Number	Description	Pack QTY
	G4NSTKT-12	G4N Splice Tray Kit -Splice Tray with two 12-fiber single fusion splice holders (12-pack)	12
	G4NSTKT-SCA-12	G4N Adapter Tray Kit – Adapter Bulkhead with 8 SC-APC ports and cover (12 pack)	12
	USTKT-SF-12F	12-fiber single fusion splice holders for Universal Splice Tray (50-pack)	50
	USTKT-MF-48F	48-fiber mass fusion splice holders for Universal Splice Tray (50-pack)	50
	USTKT-SPL-3	3-position PLC splitter holders for Universal Splice Tray (50-pack)	50
	USTKT-FBR-ORG	Fiber organizer for Universal Splice Tray (50-pack)	50
	BR06018090 PMK	Green Hornet Closure Pole Mount Bracket (12-pack)	12
	BR3100- 00240PK	Green Hornet Closure Cable Slack Storage Bracket (12-pack) Need BR06018090PMK to mount GX	12
	BCON4400- 00023-00	Connector, for Shield Bond /Pair Saver (24-pack)	24
	ADP-SCADN1-50	SC-APC Adapter, Duplex, No Flange (50-pack)	50

# PRODUCT DETAILS



PLC Splitter

## Splitters

Part Number	Description
SPL1X02CNAANPPK	Splitter 1x2 PLC 60x7x4, 1.5m splice input, 0.3m SC-APC output, 12-pack
SPL1X04CNAANPPK	Splitter 1x4 PLC 60x7x4, 1.5m splice input, 0.3m SC-APC output, 12-pack
SPL1X08CNAANPPK	Splitter 1x8 PLC 60x7x4, 1.5m splice input, 0.3m SC-APC output, 12-pack
SPL1X02DNDNNPPK	Splitter 1x2 PLC 60x7x4, 2m splice input, 2m SC-APC output, 12-pack
SPL1X04DNDNNPPK	Splitter 1x4 PLC 60x7x4, 2m splice input, 2m output, 12-pack
SPL1X08DNDNNPPK	Splitter 1x8 PLC 60x7x4, 2m splice input, 2m output, 12-pack
SPL1X16DNDNNPPK	Splitter 1x16 PLC 60x7x4, 2m splice input, 2m output, 12-pack
SPL2X08DNDNNPPK	Splitter 2x8 PLC 60x7x4, 2m splice input, 2m output, 12-pack

## Recommended Configurations

Part Number	Description
G4NTA1S00NNNN	G4N, NO GROMMET, NO SPLITTER, (1) SPLICE TRAY
G4NTA2S00NNNN	G4N, NO GROMMET, NO SPLITTER, (2) SPLICE TRAY
G4NTA2SA0NNNN	G4N, NO GROMMET, NO SPLITTER, (2) SPLICE TRAY, SC-APC
G4NSTA1AA0NN0NNN	G4N, NO GROMMET, 1X2 SPLITTER SCAPC, (2) SPLICE TRAYS
G4NSTA1AS0NN0NNN	G4N, NO GROMMET, 1X2 SPLITTER LEADS ONLY, (2) SPLICE TRAYS
G4NSTA1BA0NN0NNN	G4N, NO GROMMET, 1X4 SPLITTER SCAPC, (2) SPLICE TRAYS
G4NSTA1BS0NN0NNN	G4N, NO GROMMET, 1X4 SPLITTER LEADS ONLY, (2) SPLICE TRAYS
G4NSTA1DA0NN0NNN	G4N, NO GROMMET, 1X8 SPLITTER SCAPC, (2) SPLICE TRAYS
G4NSTA1DS0NN0NNN	G4N, NO GROMMET, 1X8 SPLITTER LEADS ONLY, (2) SPLICE TRAYS
G4NSTA2BA0NN0NNN	G4N, NO GROMMET, (2) 1X4 SPLITTER SC/APC, (2) SPLICE TRAYS

# G4N PART NUMBER MATRIX

