

# Challenger Series Enclosures

Similar in design to our SPH Series enclosures, Challenger Pedestal Housing (CPH) Series enclosures are currently available in six different configurations for housing passive equipment, and two configurations for active equipment.


## Passive Equipment Enclosures

The six CPH passive equipment enclosures, CPH 911, CPH 915, CPH 920, CPH 1012, CPH 1016 and CPH 1022 feature direct-bury bases with a high rib design that do not require stakes for installation. The direct-bury pedestal bases result in a more uniform and secure installation that is less likely to lean or tilt.

An optional stake mounting provision is available for joint trench or other special applications. A special self-locating cover ensures that the pedestals lock properly without requiring special alignment. The covers utilize Channell's proven Self-Lock® security hardware and tools used on all installed Challenger pedestals.

## Active Equipment Enclosures

Two CPH active equipment enclosures, the CPH 1230 and the CPH 1730, are designed to house line extender and tap/splitter combinations, and trunk amplifiers and tap/splitter combinations.



*Challenger Pedestal Housing Series*

## Features

### Passive Equipment Enclosures

- 9" and 10" round profiles provide maximum workspace and bend radius provisions for all passives, cables and connectors
- Round pedestal style maintains a consistent look with legacy pedestals in the field
- Constructed of durable, high-strength materials for maximum security and long service life
- Universal equipment mounting bracket for passives facilitates installation standardization and reduces inventory
- Optional stake mounting provision for joint trench or other special applications

### Active Equipment Enclosures

- Self-latching covers
- Complete 360° working area access
- Cover guides in base
- Vented 500 Series Heat Dissipation Covers (HDC®) standard CPH1730 cover (optional for CPH1230)

## Features - Passive Equipment Enclosures



Stake (S2 Shown)



Bracket (B2 Shown)



Lock (L00 Shown)



Self-locating Cover Security Lock Receiver



Private Label (A4 Shown)



Winterized Drop (A1 Shown)

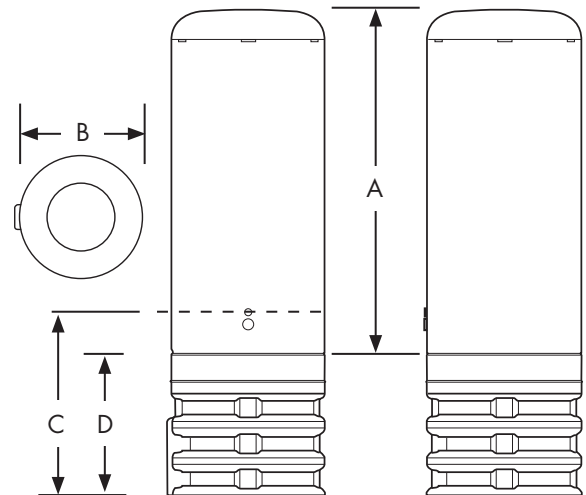


42" Joint Trench Stake  
P/N ST01001 (2 per ctn.)

## Dimensions - Passive Equipment Enclosures

	A	B	C	D
CPH 911	13.0" (330mm)	9.5" (240mm)	14.5" (370mm)	10.5" (265mm)
CPH 915	17.0" (430mm)	9.5" (240mm)	14.5" (370mm)	10.5" (265mm)
CPH 920	22.0" (560mm)	9.5" (240mm)	14.5" (370mm)	10.5" (265mm)
CPH 1012	14.0" (355mm)	10.75" (275mm)	14.5" (370mm)	10.5" (265mm)
CPH 1016	18.0" (455mm)	10.75" (275mm)	14.5" (370mm)	10.5" (265mm)
CPH 1022	24.0" (610mm)	10.75" (275mm)	14.5" (370mm)	10.5" (265mm)

Note: Dimensions in inches (mm)



# Ordering Information - Passive Equipment Enclosures

6

## EASY STEPS:

- 1 Determine Size
- 2 Designate Color
- 3 Select Mounting Brackets
- 4 Select Stake Configuration
- 5 Select Locking Option
- 6 Designate Accessories

Challenger Pedestal Housing	CPH	XXXX	CX	BX	SX	LXX	AX
<b>1 Size</b>							
911 – 9" x 11" (230mm x 280mm)							
915 – 9" x 15" (230mm x 380mm)							
920 – 9" x 20" (230mm x 510mm)							
1012– 10" x 12" (250mm x 300mm)							
1016 – 10" x 16" (250mm x 410mm)							
1022– 10" x 22" (250mm x 560mm)							
<b>2 Color</b>							
C1 – Light Green							
C2 – Beige							
C3 – Dark Green							
<b>3 Bracketry</b>							
B1 – Standard Bracketry Included in Stake							
B2 – Slotted Bracket							
<b>4 Stake Configuration</b>							
S1 – No Stake (Ground Skirt)							
S2 – Stake							
<b>5 Self-Lock® Security System Lock Type</b>							
L00 – Hex-Head	LN1 – Channell Pattern "LN"						
L01 – Standard	LQ1 – Channell Pattern 26						
LB1 – Channell Pattern 11	LR1 – Channell Pattern "LR"						
LCI – Channell Pattern 14	LS1 – Channell Pattern Star						
LD1 – Channell Pattern 12	LT1 – Channell Pattern 18						
LE1 – Channell Pattern 13	LU1 – Metal Hex Head						
LF1 – Channell Pattern 21	LV1 – Channell Pattern 59						
LG1 – Channell Pattern 22	LW1 – Channell Pattern 149						
LK1 – Channell Pattern 52	LZ1 – Channell Pattern Special						
LL1 – Channell Pattern 29							
<b>6 Accessories</b>							
A0 – No Accessory Options	A6 – Cox Logo w/ Winterized Drop						
A1 – Winterized Drop	A7 – TWC Logo w/Winterized Drop						
A2 – Comcast Private Logo	A8 – Charter Private Logo						
A3 – Cox Cable Private Logo	A9 – Charter Logo w/Winterized Drop						
A4 – TWC Private Logo							
A5 – Comcast Logo w/Winterized Drop							



CPH920 Shown

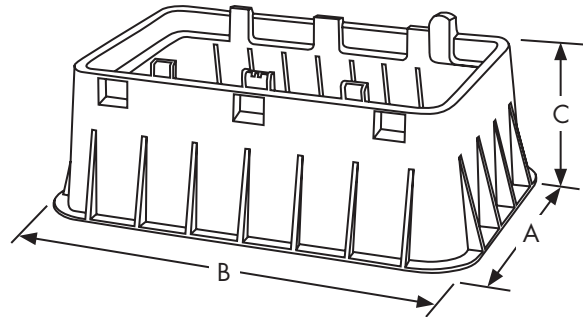


CPH1022 Shown

**Example:** CPH1022C1B2S1L01A4 10" x 22" Pedestal, Light Green, Slotted Bracket, No Stake, Standard Self-Lock, Time Warner Cable Private Label

# Dimensions - Active Equipment Enclosures

	Width	Length	Depth
CPH 1230	12.0" (305mm)	30" (762mm)	14" (432mm)
CPH 1730	17.0" (430mm)	30" (762mm)	12" (305mm)



# Ordering Information - Active Equipment Enclosures

## 5 EASY STEPS:

- 1 Determine Size
- 2 Select Cover
- 3 Designate Color
- 4 Select Mounting Bracket
- 5 Select Locking Option

Challenger Pedestal Housing \_\_\_\_\_

**1 Size** \_\_\_\_\_

1230- 12" x 30" (305mm x 762mm)  
1730- 17" x 30" (432mm x 762mm)

**2 Cover Option** \_\_\_\_\_

1 - Standard Cover  
5 - Heat Dissipation

**3 Color** \_\_\_\_\_

C1 - Light Green  
C2 - Beige  
C3 - Dark Green

**4 Mounting Brackets** \_\_\_\_\_

B1 - CPH 1230 / MB-0057, CPH 1730 / MB-0217

**5 Locking Option\*** \_\_\_\_\_

L00 - Hex-Head  
L01 - Standard  
LB1 - Channell Pattern 11  
LC1 - Channell Pattern 14  
LD1 - Channell Pattern 12  
LE1 - Channell Pattern 13  
LF1 - Channell Pattern 21  
LG1 - Channell Pattern 22  
LK1 - Channell Pattern 52  
LL1 - Channell Pattern 29  
LN1 - Channell Pattern "LN"

LQ1 - Channell Pattern 26  
LR1 - Channell Pattern "LR"  
LS1 - Channell Pattern Star  
LT1 - Channell Pattern 18  
LU1 - Metal Hex Head  
LV1 - Channell Pattern 59  
LW1 - Channell Pattern 149  
LZ1 - Channell Pattern Special

\*Consult Channell for additional locking options.



**Example:** CPH12301C1B1L01 12" x 30" Pedestal, Standard Cover, Light Green, MB-0057 Bracket, Standard Hasp with Self-Lock Security System



**CHANNELL**

Where The Industry Connects.®

**AUSTRALIA / ASIA / PACIFIC RIM:** Channell Pty. Ltd, Sydney, Australia • Tel. 61.2.8884.4111 • Fax. 61.2.8814.8841

**CANADA:** Channell Canada, Inc. Mississauga, Ontario • Tel. 905.565.1700 • Fax. 905.565.8282

**EUROPE:** Channell Ltd., London, UK • Tel. 44.1689.871522 • Fax. 44.1689.833428

**USA:** Channell Commercial Corporation, Temecula, CA • Tel. 800.423.1863 • Fax. 951.296.2322

**WORLDWIDE HEADQUARTERS:** Channell Commercial Corporation • Tel. 951.719.2600 • 26040 Ynez Road • P.O. Box 9022 • Temecula, CA 92589-9022 USA

All specifications subject to change without notice.

[www.channell.com](http://www.channell.com)

Printed in U.S.A. CH10-114 Rev0810 2.5MTA

Self-Lock is a registered trademark of Channell Commercial Corporation.